



Dear Incoming 2nd Grade Parents/Guardians,

In this pocket you will find some reading and math activities for you and your child to work on over the summer. While summer is a time for fun and relaxation it is also important to practice the skills learned in 1st grade to ensure a successful start in second grade.

I recommend reading 15 - 20 minutes each day (or at least 5 times a week). When your child reads, please have him/her practice reading silently to themselves and out loud to you. I encourage you to read to your child using expression so you can model and they can hear what "good reading" sounds like. The summer reading club at the local libraries is an excellent way to practice reading while earning some fun prizes!

After reading color in the correct space on the summer reading logs and return these when school starts.

For math there are some games you can play to practice math facts and number sense. You can also practice math facts with your math flashcards.

I wish you all a wonderful summer! I am looking forward to being your child's teacher when school starts in September!

Mrs. Donna Giblin
dgiblin@smsberea.org

10 Ways Parents Can Fight Summer Reading Loss

By Erin Lynch

1 Set a specific time for daily reading

When you set aside a specific time each day for reading, it becomes part of the daily routine. When something is done routinely it makes it less likely to be forgotten. I love that for my own children reading at night is as routine as putting on their pajamas and brushing their teeth.

2 Let your children see you reading

Literature-rich homes have a myriad of reading material around, from all sorts of books (picture, chapter, nonfiction, and fiction) to newspapers, magazines, and electronic reading materials, etc. Just last week as I was standing in the kitchen holding a book, my son Brady (age 4) said to my daughter Marykate (age 3), "Oh great, Mommy has another book she won't stop reading so she can feed us." I laughed because they were anxiously awaiting a snack, but what they were seeing instead was a true passion for reading that I hope will inspire them to be avid readers themselves. They were just going to have to wait!

3 Talk with your children about what they are reading

Letting your children know that you are interested in what they are reading can be very motivating for them. Even if you are not familiar with the book, you can ask about the characters, the problem, or have your kids share something new they learned. At this point in his reading life, my son starts answering questions (without me asking) as soon as we close a book we have read together. While I am thrilled that he knows that thinking and talking about books is important, I also try to make sure that I keep reading fun and don't turn it into a chore.

4 Have a reading area

Make a special place in your home that is a reading nook. Have a variety of books and periodicals available there. You do not need to buy these reading materials. Instead, borrow them from your local library. At my home, we seem to have books in every room of the house, but I also have a cozy pillow or chair next to my children's bookshelves in their playroom where they enjoy looking at books on their own.

5 Visit the library

Go to your local library regularly throughout the summer. Not only can you check out reading material, but most local libraries also have many fun reading programs and activities to encourage summer reading. My kids love to go to our library—honestly, it's mostly to do crafts—but we always get a stack of books while we are there, too.

6 Reading to your child

Reading to your child is so important. It is a great way to model fluency and enjoy a good book together. I personally love to act out the books with my children. (Sometimes, I am not sure if they are laughing at me or with me!) Children can also read aloud to their siblings or to the whole family—even to a patient family pet.

7 Have writing supplies available

Writing is an important part of the language arts. Additional practice with writing is beneficial to all children and manipulating the text they are reading helps them remember more of it. Keep the writing fun! Some ideas include writing a letter to your favorite character in a book, writing a "sequel" to a story you love, or drawing and writing a graphic novel version of a book. Younger kids could draw pictures or make collages of images that "go with" the books they are reading.

8 Get audio books or listen to books online

Your local library should have a variety of audio books available for children and adults. It can also be a nice change of pace to listen to and watch stories online. Several actors, actresses, sports heroes, and musicians have participated in websites that post celebrities reading books out loud. My children just love to listen to books. Their favorite is Click, Clack, Moo, by Doreen Cronin, as read by Randy Travis.

9 Start a book club

Get your child's friends together and pick a book they are all interested in reading. Have them meet once or twice a week to discuss what they have read—you may want to help them set reading targets if they are reading a chapter book. For example, they could aim to read two or three chapters a week. If they choose a book from their summer reading list, the discussion may also help them with comprehension. My own children are too young to be part of a book club, but I can't wait until they are old enough to have one of their own.

10 Carry books with you

Having books with you at all times is a great way to pass the time when you have a few unexpected minutes. Keep a supply in the car or in a tote bag. I have books in the pockets of the seats in my car. This way, when we're out on the road my kids can grab a book whenever they want.

Comprehension Questions to ask at home

Questions to ask before you read

- Can you look at the pictures and predict what will happen in this book?
- What makes you think that?
- What characters do you think might be in the story?
- Do you think there will be a problem in this story? Why or why not?
- Does the topic/story relate to you or your family? How?
- What does the cover tell you about the book?
- What are you curious to find out about this book?
- What do you want to learn?

Questions to ask while you read

- What do you think will happen next?
- What is the problem in the book?
- Why do you think the character did that?
- When you were reading this part, what were you picturing in your head?
- What can you tell me about the story so far?
- Can you predict how the story will end?
- Why do you think the character did _____?
- What would you have done if you were the character?
- How would you have felt if you were the character?
- As you read, what are you wondering about?
- Can you put what you've read into your own words?




Questions to ask after you've read

- Can you remember the title?
- In your opinion, was it a good title for the book? Why or why not?
- Were your predictions about the story correct?
- Why do you think the author wrote this book?
- What is the most important point the author is trying to make in his writing?
- What was the moral (or lesson) in the story?
- What was your favorite part in the story?
- If you could change one thing in the story, what would it be?
- Can you retell the story in order?
- If you were _____, how would you have felt?
- Is there a character in the story you are like? How are you alike?
- Did you like the book? Why or why not?

On My Way to 2nd Grade!

June Reading Log


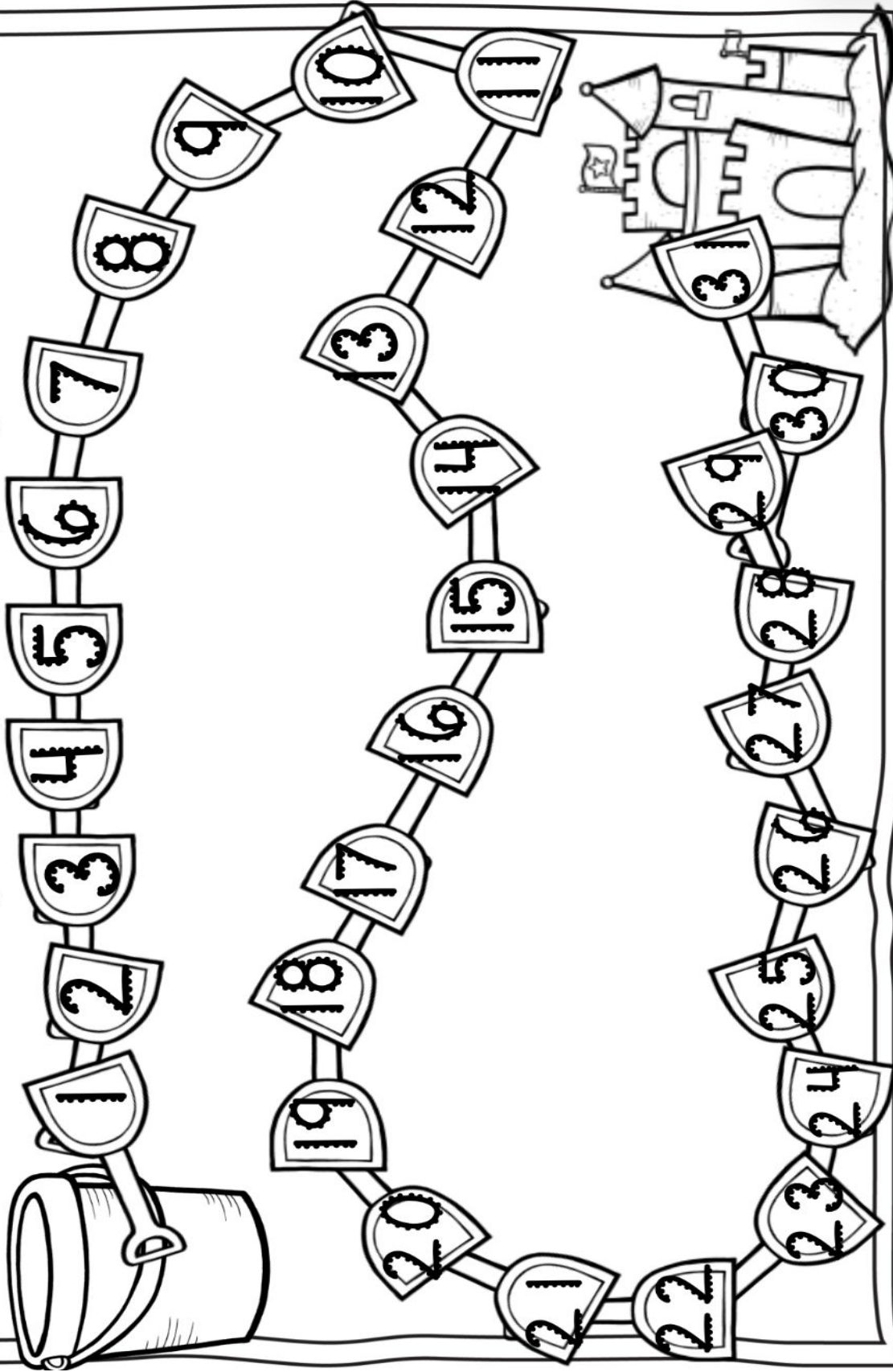

Color in a shell for every 20 minutes you read per day. Can you build a sand castle?



On My Way to 2nd Grade!

July Reading Log


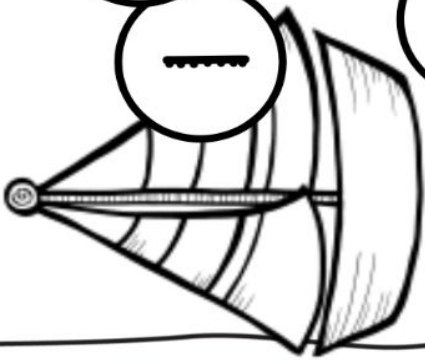
Color in a shovel for every 20 minutes you read per day. Can you build a sand castle?



On My Way to 2nd Grade!

AUGUST Reading Log

Color in a bubble for every 20 minutes you read per day. Can you get the boat to the water?



finish

60 minutes!

Summer Reading Bingo is another fun activity to encourage your child to read this summer.

Summer Reading Bingo

Read out loud to an adult	 <p>Read in a comfy spot</p>	Read a play out loud with a group of friends	Read a book that a friend recommends	 <p>Reread a favorite book</p>
 <p>Read a biography</p>	Read a story you wrote yourself	 <p>Tell a joke you read in a book</p>	Read in a pillow fort	Read a magazine article
Read a book by your favorite author	 <p>Read to a stuffed animal (or a real one!)</p>	FREE SPACE	Read the directions for a game	 <p>Read outside</p>
Try a book you think you won't like (you don't have to finish it!)	Tell an adult three facts you read in a book	Write a review of a book you've read	 <p>Read with a flashlight</p>	Read a book you got at the library
 <p>Read one book in a series</p>	Read out loud to a little kid	 <p>Read a short story</p>	Retell a story you read in your own words	Read in bed

Name: _____

Have an adult sign each box you complete over the summer.


Blackout Board: _____

One Line Complete: _____

BATTLE

addition

Remove the Jack, Queen, King and Jokers. Follow the same "Battle" (aka "War") process, but instead add a twist. Try one of the versions listed below. You will flip 2 cards each time.



Addition

Add the pair, the largest value wins. Ex: $4+6$ beats $3+4$

Subtraction

Determine the difference. Subtract the smallest value from the largest value. The largest total wins. Ex: $9-2$ beats $6-4$

Double Digits

Flip first card to determine 10s digit. Second flipped card is the 1s digit. Have the student determine which value is greater. Largest value wins. Ex: 3 5 beats Ace 7

Triple Digit Addition

Flip a third card. Add the three. (students use a strategy to choose which two to add first.) Largest total value wins.

Ex: 7, 10, 7 = $7+7=14+10=24$ beats 8, 3, 2 = $8+2=10+3=13$



 FIGURED instruction

GO FISH

addition

Remove the Jack, Queen, King and Jokers. Follow the same "Go Fish" process, but instead of simply creating matching number pairs, try these different versions listed below.



Sums of Ten

Create pairs that add up to 10.
Ex: 4 and 6, 1 and 9, etc...

Doubles Sums

Create pairs that match, but add in requiring to total the matching (doubles) numbers. Ex: $8+8=16$

Split the Middle

Create pairs that could be split to create doubles when adding. Ex: $6+8=7+7=14$, $2+4=3+3=6$...i.e. take 1 from the big # to

Doubles +1 Sums

Create pairs that have a difference of 1, so they can be added using knowledge of doubles. Ex: $6+7=6+6+1$



RACE TO 100

addition

Remove the Jack, Queen, King and Jokers. A score sheet will be needed per person (or the student can keep the score for everyone) to help keep track of the running totals. Deal 2 cards to each player.

- Each player adds his/her cards to determine his/her starting amount.
- Take turns drawing a card from the center deck, adding the drawn amount each time.
- First person to reach 100, wins!



SPY

addition

Arrange cards in rows face up.

- Player 1 secretly chooses two neighboring cards and adds them together.
- He/She then says, "I spy with my two eyes, two cards with the sum ----"
- Player 2 finds and picks up the cards. If an incorrect pair is selected or Player cannot find the pair, player 1 claims the pair.
- Take turns. The player with the most cards wins!

