

# Welcome to First Grade!

## Summer Reading Instructions

Your child is bringing home their Summer Literacy Packet. Please have your child read for at least 15 minutes each day and practice their kindergarten sight words. They should be fluent in reading them by sight! Attached are resources to help you engage your child.

I look forward to being your child's teacher next school year!

Mrs. Schiele

[mschiele@smsbera.org](mailto:mschiele@smsbera.org)

# HAPPY READING!



# 10 Ways Parents Can Fight Summer Reading Loss

By Erin Lynch

## 1) Set a specific time for daily reading

When you set aside a specific time each day for reading, it becomes part of the daily routine. When something is done routinely it makes it less likely to be forgotten. I love that for my own children reading at night is as routine as putting on their pajamas and brushing their teeth.

## 2) Let your children see you reading

Literature-rich homes have a myriad of reading material around, from all sorts of books (picture, chapter, nonfiction, and fiction) to newspapers, magazines, and electronic reading materials, etc. Just last week as I was standing in the kitchen holding a book, my son Brady (age 4) said to my daughter Marykate (age 3), "Oh great, Mommy has another book she won't stop reading so she can feed us." I laughed because they were anxiously awaiting a snack, but what they were seeing instead was a true passion for reading that I hope will inspire them to be avid readers themselves. They were just going to have to wait!

## 3) Talk with your children about what they are reading

Letting your children know that you are interested in what they are reading can be very motivating for them. Even if you are not familiar with the book, you can ask about the characters, the problem, or have your kids share something new they learned. At this point in his reading life, my son starts answering questions (without me asking) as soon as we close a book we have read together. While I am thrilled that he knows that thinking and talking about books is important, I also try to make sure that I keep reading fun and don't turn it into a chore.

## 4) Have a reading area

Make a special place in your home that is a reading nook. Have a variety of books and periodicals available there. You do not need to buy these reading materials. Instead, borrow them from your local library. At my home, we seem to have books in every room of the house, but I also have a cozy pillow or chair next to my children's bookshelves in their playroom where they enjoy looking at books on their own.

## 5) Visit the library

Go to your local library regularly throughout the summer. Not only can you check out reading material, but most local libraries also have many fun reading programs and activities to encourage summer reading. My kids love to go to our library—honestly, it's mostly to do crafts—but we always get a stack of books while we are there, too.

## 6) Reading to your child

Reading to your child is so important. It is a great way to model fluency and enjoy a good book together. I personally love to act out the books with my children. (Sometimes, I am not sure if they are laughing at me or with me!) Children can also read aloud to their siblings or to the whole family—even to a patient family pet.

## 7) Have writing supplies available

Writing is an important part of the language arts. Additional practice with writing is beneficial to all children and manipulating the text they are reading helps them remember more of it. Keep the writing fun! Some ideas include writing a letter to your favorite character in a book, writing a "sequel" to a story you love, or drawing and writing a graphic novel version of a book. Younger kids could draw pictures or make collages of images that "go with" the books they are reading.

## 8) Get audio books or listen to books online

Your local library should have a variety of audio books available for children and adults. It can also be a nice change of pace to listen to and watch stories online. Several actors, actresses, sports heroes, and musicians have participated in websites that post celebrities reading books out loud. My children just love to listen to books. Their favorite is Click, Clack, Moo, by Doreen Cronin, as read by Randy Travis.

## 9) Start a book club

Get your child's friends together and pick a book they are all interested in reading. Have them meet once or twice a week to discuss what they have read—you may want to help them set reading targets if they are reading a chapter book. For example, they could aim to read two or three chapters a week. If they choose a book from their summer reading list, the discussion may also help them with comprehension. My own children are too young to be part of a book club, but I can't wait until they are old enough to have one of their own.

## 10) Carry books with you

Having books with you at all times is a great way to pass the time when you have a few unexpected minutes. Keep a supply in the car or in a tote bag. I have books in the pockets of the seats in my car. This way, when we're out on the road my kids can grab a book whenever they want.

# Kindergarten Sight Words

Red	Blue	Yellow	Green	Brown
Pink	Orange	Purple	Black	White
I	can	see	a	the
on	like	to	is	it
big	little	my	good	yes
no	look	he	me	do
you	what	want	and	under
or	are	up	down	be
she	her	make	they	with
where	we	play	but	have
go	hurt	day	of	boy
said	that	there	out	here
all	read	for	find	was
too	come	girl	your	very
one	two	three	four	five
six	seven	eight	nine	ten
because	funny	this	went	some
people	away	from	by	has

**COUPON**

**20 Extra Minutes  
Before Bedtime**



**COUPON**

**30 Minutes  
Screen Time**



**COUPON**

**30 Extra Minutes  
with Mom  
or Dad**



**COUPON**


**Pick 1 Treat of  
Your Choice**



**COUPON**



**COUPON**




**COUPON**




**COUPON**








Sadler and Sadler are registered trademarks of William H. Sadler, Inc. Copyright © William H. Sadler, Inc. All rights reserved. May be reproduced for educational use (not commercial use).



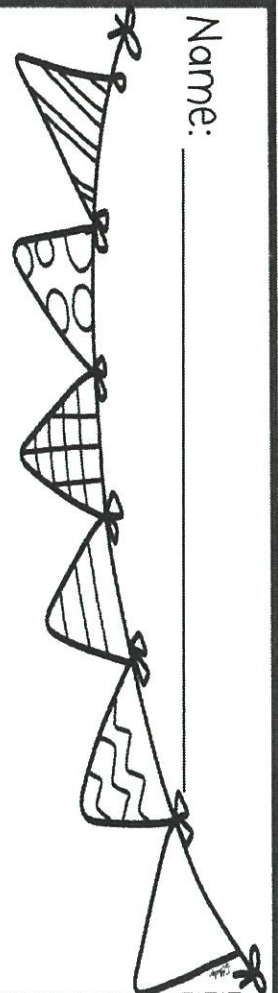
# Summer Reading Bingo



read in your swimsuit	 read to a pet	read your favorite book	read in bed	read wearing sunglasses
read by the pool, lake or ocean	read for 60 minutes	read on Friday	read your friend's favorite book	 read outside
read a book about animals	read a mystery book	 free	read a fairy tale	read in your pajamas
read for 30 minutes	read a nonfiction book	read to a stuffed animal	read at the park	read with a flashlight
read to a family member	 read while eating ice cream	read under a table	read for 20 minutes	read out loud 

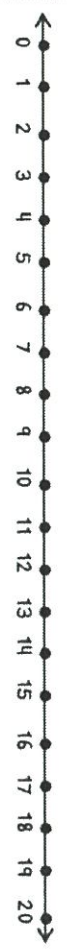


Name: \_\_\_\_\_




### Math

Write the missing numbers. Use the number line to help you.



1	2		4	
6		8		10
	12		14	
	17			20



### Language Arts

Look at each set of letters. Write the missing letter for each set.

A, B, \_\_, D

G, H, \_\_, J

T, \_\_, V, W

E, F, G, \_\_

I, J, \_\_, L

Q, \_\_, S, T

J, K, \_\_, M


M, \_\_, O, P

# Reading

Read the story, then answer the questions.

## My Cat

I have a cat. My  
cat's name is Gus.  
Gus is a white cat.  
He is a big cat. Gus  
sits on a mat. I  
love my cat.



1. What is the name of the cat?

\_\_\_\_\_

-----

\_\_\_\_\_


2. What color is the cat?

\_\_\_\_\_

-----

\_\_\_\_\_

# Writing



Write a story about what you did this week.  
Then draw a picture to match your story.

First, \_\_\_\_\_

Then, \_\_\_\_\_

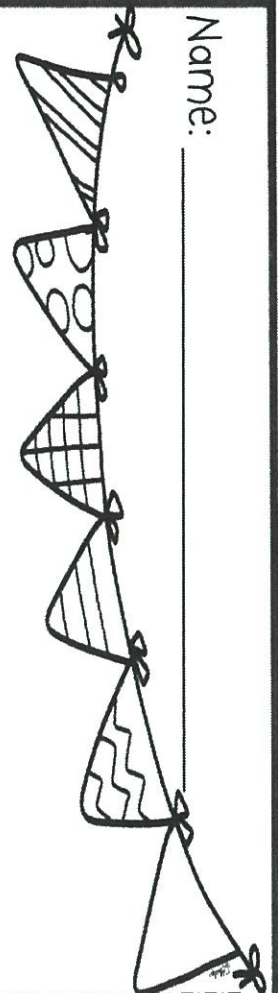
Last, \_\_\_\_\_

\_\_\_\_\_

\_\_\_\_\_

\_\_\_\_\_

Name: \_\_\_\_\_



### Math

Write the missing numbers. Use the number line to help you.



1, 2, \_\_, 4

15, \_\_, 17, 18

9, 10, \_\_, 12

6, \_\_, \_\_, 9

3, 4, \_\_, 6


5, \_\_, 7, 8

17, 18, 19, \_\_

11, \_\_, 13, 14

### Language Arts

Write the lower case letter to match each capital letter.



A a \_\_\_\_\_

D \_\_\_\_\_

F \_\_\_\_\_


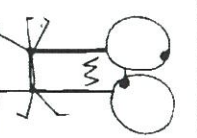
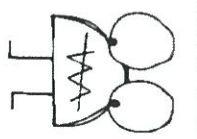
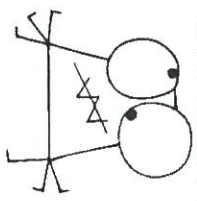
R \_\_\_\_\_

B \_\_\_\_\_

G \_\_\_\_\_

Q \_\_\_\_\_

E \_\_\_\_\_



## Reading

Read the story, then answer the questions.

### The Dog

I saw a dog at the park. The dog was brown. It had a white tail. The dog runs fast. I want to take the dog home.



1. What did I see?

\_\_\_\_\_

-----

\_\_\_\_\_

2. What color is the dog's tail?

\_\_\_\_\_

-----

\_\_\_\_\_

## Writing



Write about something funny that happened.

Then draw a picture to match your story.

First, \_\_\_\_\_

Then, \_\_\_\_\_

Last, \_\_\_\_\_

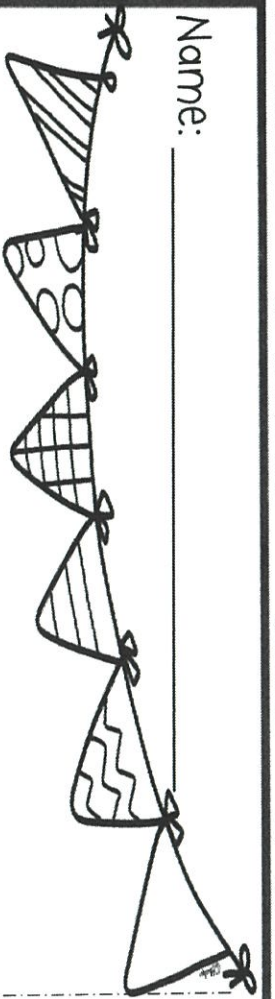
\_\_\_\_\_

\_\_\_\_\_

\_\_\_\_\_


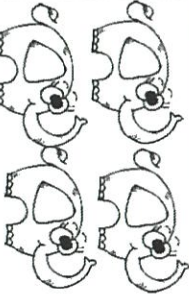
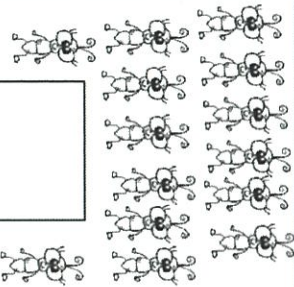

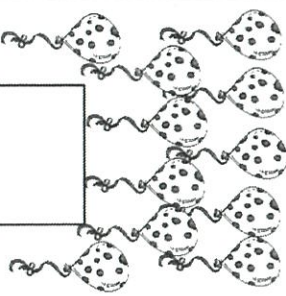



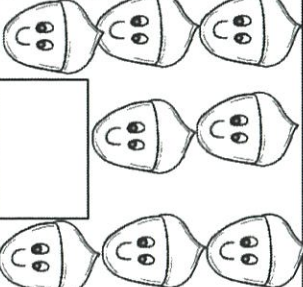
\_\_\_\_\_

Name: \_\_\_\_\_




### Math

Count each set of items. Write how many there are in each box.

 <input type="text"/>	 <input type="text"/>	 <input type="text"/>
 <input type="text"/>	 <input type="text"/>	 <input type="text"/>
 <input type="text"/>	 <input type="text"/>	 <input type="text"/>

### Language Arts

Write the capital letter to match each lower case letter.



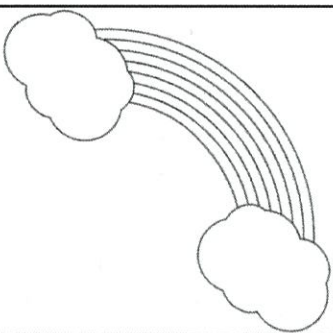
a	A	_____
t	_____	_____
e	_____	_____
i	_____	_____
b	_____	_____
r	_____	_____
d	_____	_____
h	_____	_____
y	_____	_____
q	_____	_____
j	_____	_____
g	_____	_____

## Reading

Read the story, then answer the questions.

### The Rainbow

It is sunny today. I see a rainbow up in the sky. It has red, orange, yellow, green, blue, and purple stripes.



1. Where is the rainbow?

\_\_\_\_\_

-----

\_\_\_\_\_

2. Are the colors stripes or dots?

\_\_\_\_\_

-----

\_\_\_\_\_

## Writing



Start each sentence with a capital letter and end it with a punctuation mark.

Write a story about something that made you mad. Then draw a picture to match it.

First, \_\_\_\_\_

\_\_\_\_\_

\_\_\_\_\_

Then, \_\_\_\_\_

\_\_\_\_\_

\_\_\_\_\_

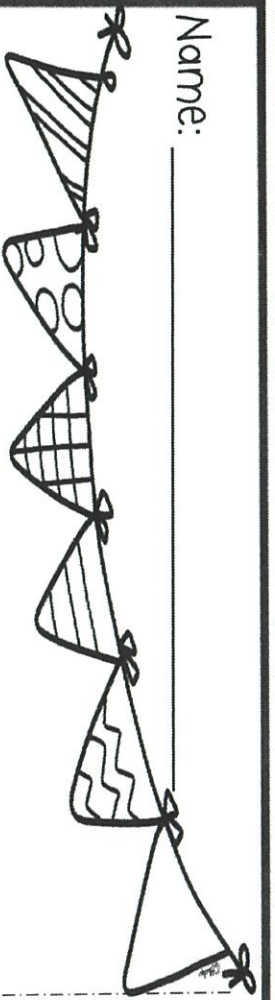
Last, \_\_\_\_\_

\_\_\_\_\_

\_\_\_\_\_

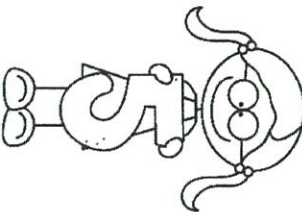



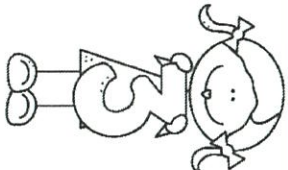


\_\_\_\_\_

Name: \_\_\_\_\_




### Math

Draw circles in each box to match each number.

 5	 4	 9
 2	 3	 8
		

### Language Arts

Write the capital letter or lower case letter to match each letter shown.



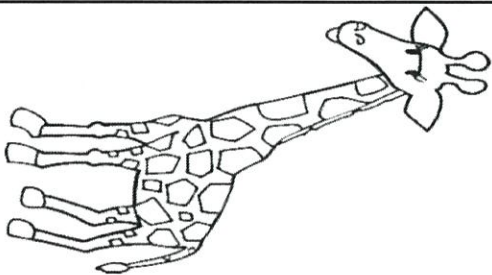
a	A	J	j	b
_____	_____	_____	_____	_____
I	i	r	r	H
_____	_____	_____	_____	_____
D	d	e	e	Q
_____	_____	_____	_____	_____
y	Y	t	T	G
_____	_____	_____	_____	_____

## Reading

Read the story, then answer the questions.

### The Giraffe

My mom took me to the zoo. I saw a tall giraffe. The giraffe had brown spots on it. We had lots of fun at the zoo.



1. Where did they go?

\_\_\_\_\_

-----

\_\_\_\_\_

2. What did the giraffe have on it?

\_\_\_\_\_

-----

\_\_\_\_\_

## Writing



Write a story about something that made you sad. Then draw a picture to match your story.

First, \_\_\_\_\_

\_\_\_\_\_

Then, \_\_\_\_\_

\_\_\_\_\_

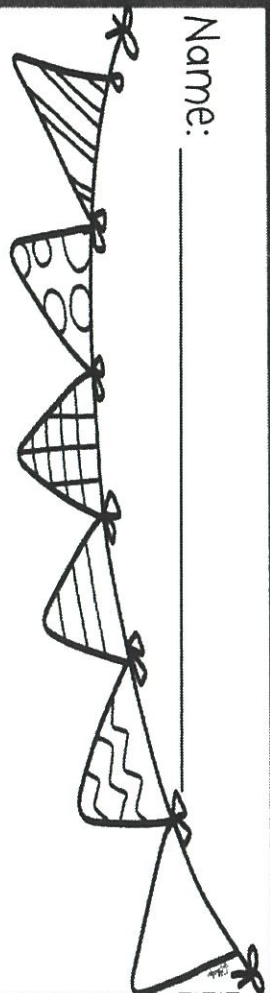
Last, \_\_\_\_\_

\_\_\_\_\_

\_\_\_\_\_

\_\_\_\_\_

Name: \_\_\_\_\_



### Math


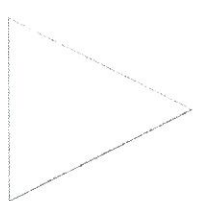

Write the name of the shape in each box.

triangle

circle



square

rectangle

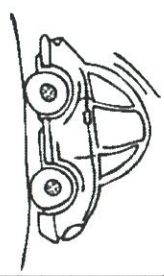


### Language Arts


Look at each picture. Write the missing beginning letter sound.




\_\_tar



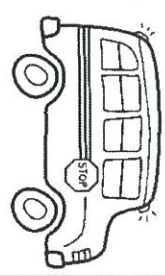
\_\_ar



\_\_encil



\_\_ion



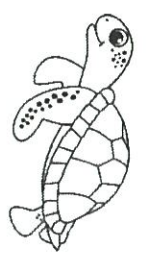
\_\_us



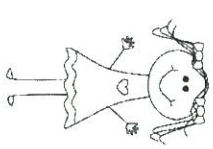
\_\_ish



\_\_eart



\_\_urtle




\_\_irl

# Reading

Read the story, then answer the questions.

## The Party

Kim went to a party with Jen. Kim got Jen a balloon. The balloon was red. Kim and Jen had fun at the party.



1. Who went to a party with Jen?

-----  
\_\_\_\_\_  
\_\_\_\_\_

2. What color was the balloon?

-----  
\_\_\_\_\_  
\_\_\_\_\_

# Writing



Write a story about something you want to do while on vacation. Then draw a picture to match your story.

First, \_\_\_\_\_

\_\_\_\_\_

\_\_\_\_\_

Then, \_\_\_\_\_

\_\_\_\_\_

\_\_\_\_\_

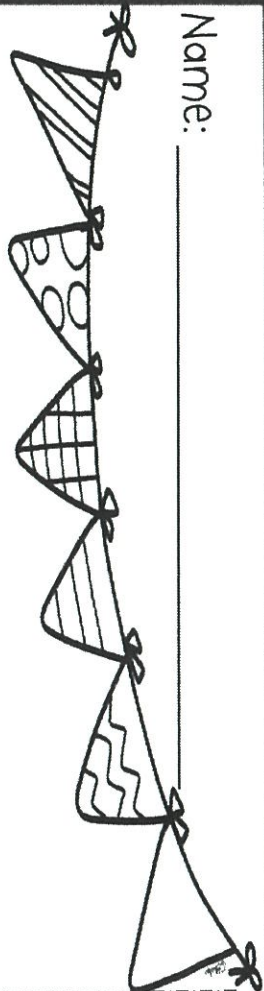
Last, \_\_\_\_\_

\_\_\_\_\_

\_\_\_\_\_

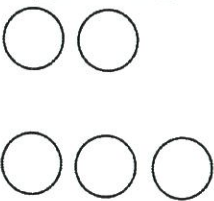
\_\_\_\_\_

Name: \_\_\_\_\_



### Math

Draw circles to add. Then write the sum.



$2 + 3 =$

$1 + 3 =$

$3 + 0 =$


$0 + 5 =$

$1 + 1 =$

$1 + 0 =$

### Language Arts

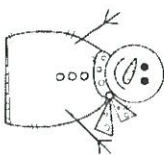
Look at each picture. Write the missing middle and ending letter sounds.



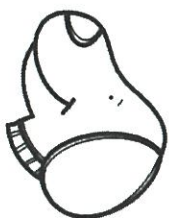
s \_ \_ n



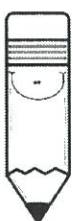
elephan \_




snowm \_



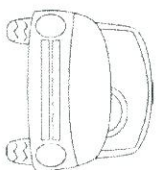
d \_ \_ g



p \_ \_ ncil




bu \_ \_



ca \_ \_



c \_ \_ t



m \_ \_ lk

## Reading

Read the story, then answer the questions.

### Butterflies

Sam likes to play outside. When he sees a butterfly, he tries to run after it. The butterfly is good at flying fast.



1. What is the name of the boy?

-----


-----

2. What does he like to run after?

-----

-----

## Writing



Start each sentence with a capital letter and end it with a punctuation mark.

If you had a superpower, what would it be? Tell me what your superpower would be, why you chose that superpower, and what you would do with it. Then draw a picture to match what you wrote about.

-----

-----

-----

-----

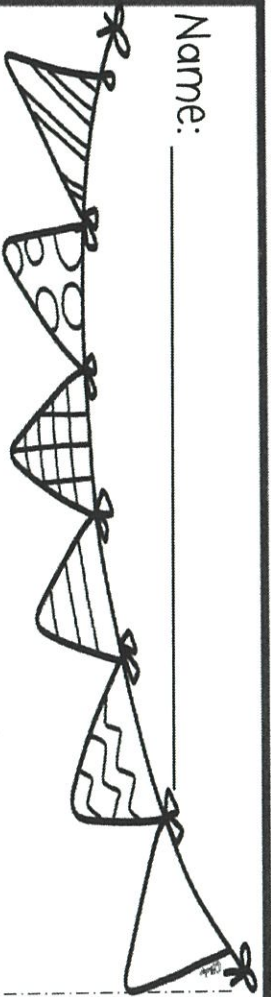
-----

-----

-----




Name: \_\_\_\_\_



### Math

Cross out to subtract. Then write the difference.



$6 - 1 =$




$3 - 2 =$




$4 - 1 =$



$5 - 0 =$




$6 - 5 =$



$4 - 4 =$

### Language Arts

Fix the sentences. Write each sentence correctly. Remember that sentences should start with a capital letter and end with a period.



the cat is big

it is sunny


we go to the park

## Reading

Read the story, then answer the questions.

### Duck in the Rain

The duck went for a walk on a rainy day. It put on its boots and hat. Then, the duck went outside and played in the puddles.



1. Who went for a walk?

\_\_\_\_\_

-----

\_\_\_\_\_


2. What did the duck put on?

\_\_\_\_\_

-----

\_\_\_\_\_

## Writing



Start each sentence with a capital letter and end it with a punctuation mark.

Would you rather be invisible or be able to fly? Write about what you decide. Be sure to tell me at least 2 reasons why you chose that superpower. Then draw a picture to match what you wrote about.

I would rather \_\_\_\_\_

\_\_\_\_\_

\_\_\_\_\_

\_\_\_\_\_

\_\_\_\_\_

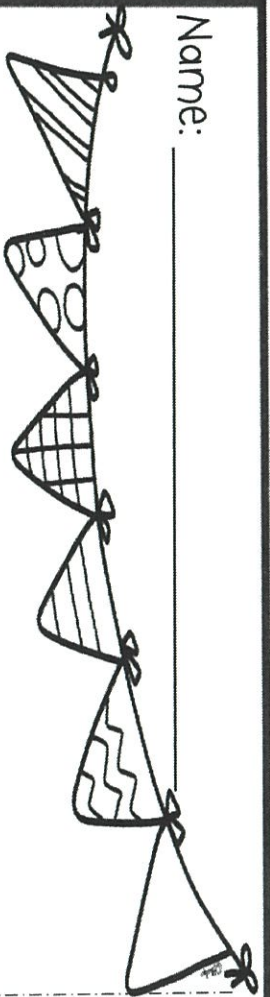
\_\_\_\_\_

\_\_\_\_\_

\_\_\_\_\_

\_\_\_\_\_

Name: \_\_\_\_\_



### Math

Draw circles to find the sum or difference.


Write the number sentence to match the picture.

Tom got 3 apples from the tree. Then he got 2 more apples. How many apples did Tom get **in all**?

\_\_\_\_\_ + \_\_\_\_\_ = \_\_\_\_\_





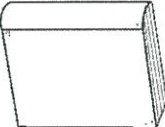




Jen had 5 balls to play with. She lost 2 of the balls. How many balls does Jen **have left**?

\_\_\_\_\_ - \_\_\_\_\_ = \_\_\_\_\_



### Language Arts

Look at each picture. Write the missing letter sound.


		
c _ _ t	_ _ og	gu _ _
		
_ _ pple	boo _ _	d _ _ ck
		
f _ _ sh	_ _ all	bu _ _

## Reading

Read the story, then answer the questions.

### Fishing

My dad took me  
fishing at the lake.  
I got 3 little fish.  
My dad got 2 big  
fish. We had fun  
fishing at the lake.



1. Who took the kid to go fishing?

.....


\_\_\_\_\_

2. How many fish did the dad get?

.....

\_\_\_\_\_

## Writing



Start each sentence with a capital letter and end it with a punctuation mark.

Write about something that you know how to do very well. Teach me how to do it. Then draw a picture of what you taught me to do.

I am very good at \_\_\_\_\_

First, \_\_\_\_\_


\_\_\_\_\_

Next, \_\_\_\_\_

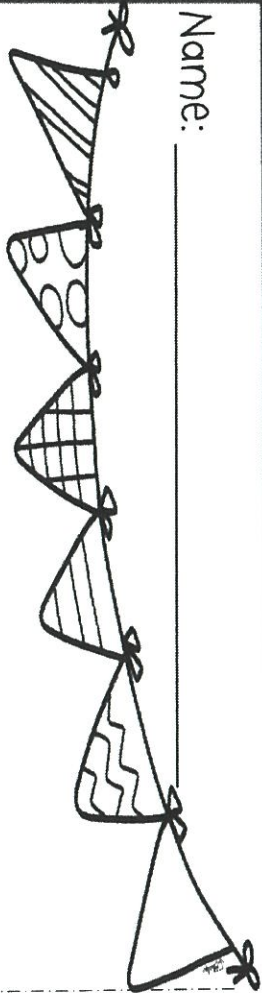
\_\_\_\_\_

Last, \_\_\_\_\_

\_\_\_\_\_



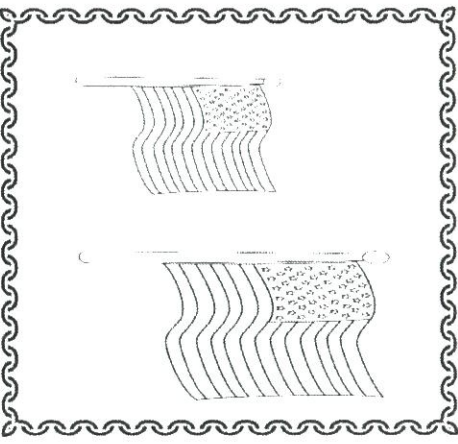

Name: \_\_\_\_\_



### Math

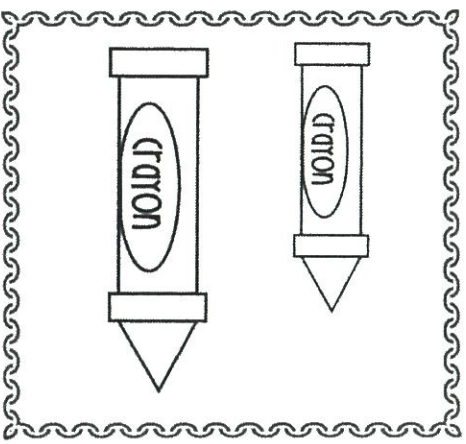

Circle the taller item in each box.

Put an X on the shorter item in each box.




Circle the longer item in each box.

Put an X on the shorter item in each box.



### Language Arts

Fix the sentences. Write each sentence correctly. Remember that sentences should start with a capital letter and end with a period



i like to play

tom loves dogs


we run fast

## Reading

Read the story, then answer the questions.

### The Frog

I saw a green frog when I went to the park. There was a fly in the sky. I saw the frog eat the fly.



1. Where was the fly?

\_\_\_\_\_

-----

\_\_\_\_\_

2. What did the frog eat?

\_\_\_\_\_

-----

\_\_\_\_\_

## Writing



Write about an animal that you know a lot about. Be sure to include at least 3 facts (things that are real) when you are describing the animal. Then draw a picture to match what you wrote about.

\_\_\_\_\_

\_\_\_\_\_

\_\_\_\_\_

\_\_\_\_\_

\_\_\_\_\_

\_\_\_\_\_

\_\_\_\_\_

